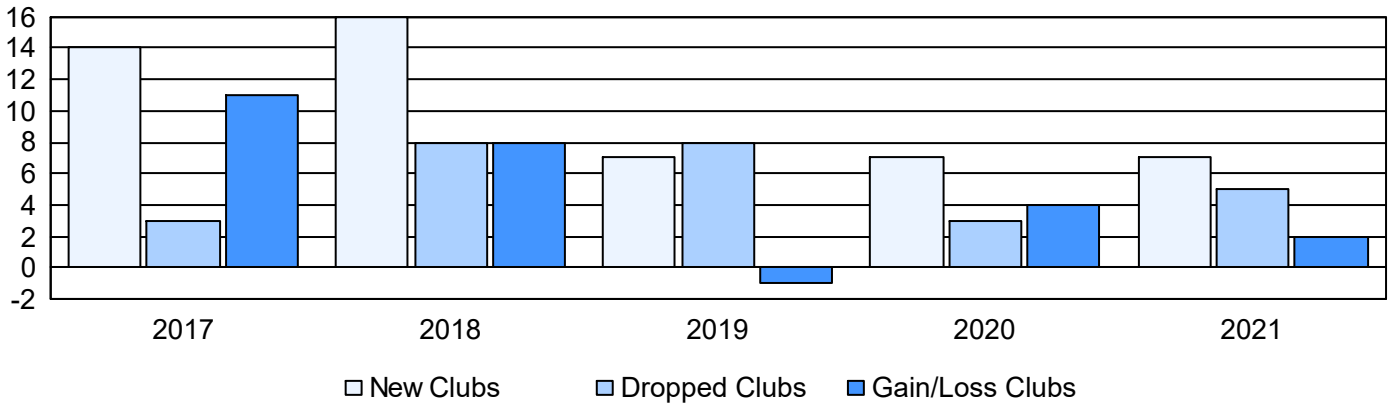
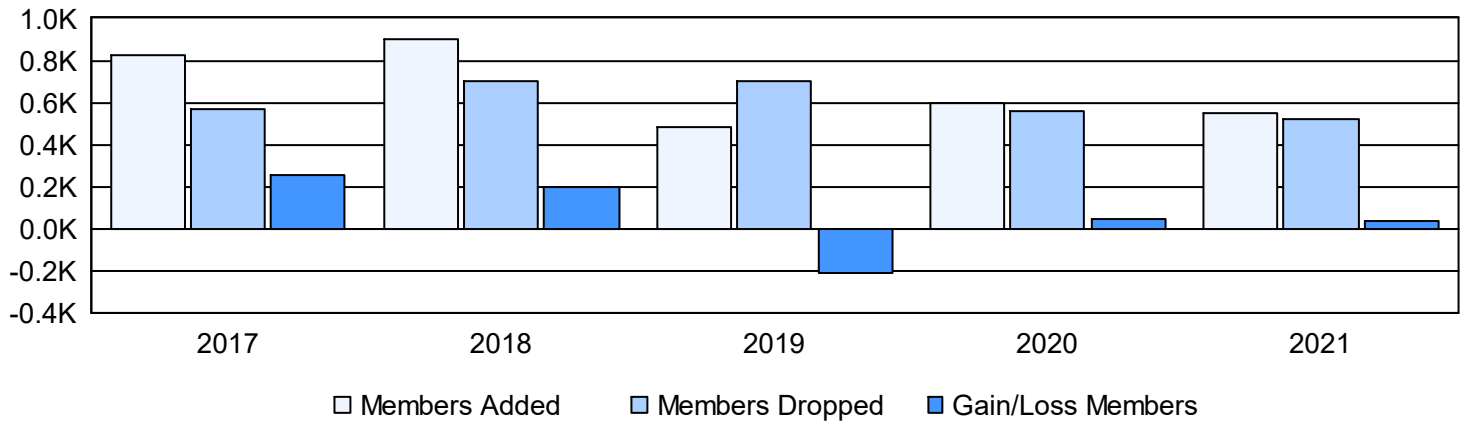


| Year | New Clubs | Dropped Clubs | Gain/ Loss Clubs | New Members | Charter Members | Reinstate Members | Transfer Members | Total Member Added | Total Members Dropped | Gain/ Loss Members |
|----------------|-----------|---------------|------------------|-------------|-----------------|-------------------|------------------|--------------------|-----------------------|--------------------|
| 2016-2017 | 14 | 3 | 11 | 427 | 365 | 23 | 7 | 822 | 570 | 252 |
| 2017-2018 | 16 | 8 | 8 | 449 | 401 | 38 | 14 | 902 | 704 | 198 |
| 2018-2019 | 7 | 8 | -1 | 262 | 194 | 17 | 10 | 483 | 696 | -213 |
| 2019-2020 | 7 | 3 | 4 | 342 | 193 | 19 | 42 | 596 | 555 | 41 |
| 2020-2021 | 7 | 5 | 2 | 296 | 213 | 27 | 15 | 551 | 517 | 34 |
| Average | 10 | 5 | 5 | 355 | 273 | 25 | 18 | 671 | 608 | 62 |

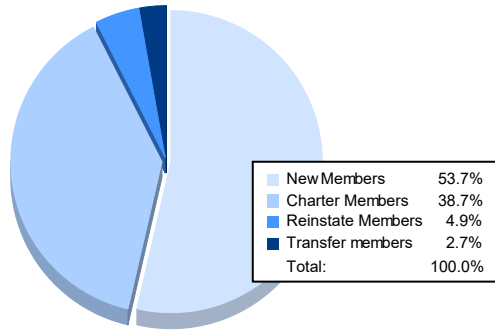
Clubs



Members



Membership Composition June 2021 Cumulative



Gender Composition June 2021 Cumulative

